



SE710- SE723

RHEOSTATS

These are wound with heavily oxidised iron free NiCu wire. Resistance tolerance +20% or -5%. Three terminal arrangement is provided for series connections and potentiometer connections. Best quality materials are used in the construction of the Rheostats. Can be used for the control of current and voltage of any kind in test room and electrical laboratories. Wire used is of negligible coefficient of temperature. The pipe diameters for all these Rheostats is 5.6cm approximately.




SE741- SE754

RHEOSTAT - PORCELAIN OPEN TYPE

Wire wound on Insulated porcelain pipes. Supports are made of insulated Bakelite. SE710-SE723

RHEOSTAT - PORCELAIN CLOSED TYPE (CASTED LEGS)


Wire wound on insulated porcelain pipes. Supports are made of Aluminium. SE725-SE738




SE725- SE738

RHEOSTAT - ENAMELLED IRON OPEN TYPE

Wire wound on Enamelled Iron pipe. Supports are made of Aluminium. SE741-SE754



SE810- SE821



SEA10- SEA15

RHEOSTAT - PORCELAIN PIPE DIAMETER 5.6 cm CLOSED TYPE (CASTED LEGS)

Cat No.	Ohms	Amp	Length app. cm
SEA10	1400	0.4	22.5
SEA11	1000	0.5	25
SEA12	2000	0.4	30
SEA13	3000	0.3	25
SEA14	4000	0.4	30
SEA15	5000	0.3	40

RHEOSTAT - ENAMELLED CLOSED TYPE (WITH SAFETY SOCKETS AND CASTED LEGS)

Wire wound on insulated Viterous Enamelled Iron Tube, mechanically robust & moisture proof. Fitted with 4 safety sockets terminals of 4mm. 3 safety sockets are used for series and potential dividers and fourth one is used for earth connection. All the parts are enclosed in a perforated cover. Safety sockets and cover do not allow the operator to come in contact with live parts of the rheostat. These Rheostats are designed to ensure lesser heating. SE810-SE820

Porcelain Open	Porcelain Closed	Enameled Open	Length in cm	Resistance in Ohms	Current in Amps
SE710	SE725	SE741	15	1400	0.3
SE711	SE726	SE742	40	5100	0.3
SE712	SE727	SE743	15	150	1
SE713	SE728	SE744	20	225	1
SE714	SE729	SE745	25	300	1
SE715	SE730	SE746	30	375	1
SE716	SE731	SE747	25	56	2.3
SE717	SE732	SE748	40	100	2.3
SE718	SE733	SE749	15	10	4.2
SE719	SE734	SE750	25	20	4.2
SE720	SE735	SE751	40	35	4.2
SE721	SE736	SE752	15	3.5	6
SE722	SE737	SE753	25	7.5	6
SE723	SE738	SE754	40	13	6

Enameled Closed Type	Length in cm	Resistance in Ohms	Current Amps.	Watts.
SE810	25	3.3	7	160
SE811	45	3.3	10	320
SE812	25	10	4	160
SE813	45	10	5.7	320
SE814	25	33	2.2	160
SE815	45	33	3.1	320
SE816	25	100	1.25	160
SE817	45	100	1.8	320
SE818	25	330	0.7	160
SE819	45	330	1	320
SE820	25	1000	0.4	160
SE821	45	1000	0.57	320